

# Stratford, Connecticut

## General

	Stratford	State
ACS, 2017–2021		
Current Population	52,360	3,605,330
Land Area <i>mi</i> <sup>2</sup>	17	4,842
Population Density <i>people per mi</i> <sup>2</sup>	2,995	745
Number of Households	20,187	1,397,324
Median Age	43	41
Median Household Income	\$86,113	\$83,572
Poverty Rate	7%	10%

## Economy

### Top Industries

Lightcast, 2021 (2 and 3 digit NAICS)	Jobs	Share of Industry
<b>1</b> Government <i>State Government</i>	8,572	76%
<b>2</b> Wholesale Trade <i>Merchant Wholesalers, Nondurable Gds</i>	3,553	42%
<b>3</b> Health Care and Social Assistance <i>Social Assistance</i>	2,850	75%
<b>4</b> Manufacturing <i>Transportation Equipment Mfg</i>	2,684	27%
<b>5</b> Retail Trade <i>Food and Beverage Stores</i>	1,922	24%
Total Jobs, All Industries	26,728	

### SOTS Business Registrations

Secretary of the State, August 2023

#### New Business Registrations by Year

Year	2018	2019	2020	2021	2022
Total	410	386	539	665	702

Total Active Businesses 5,115

### Key Employers

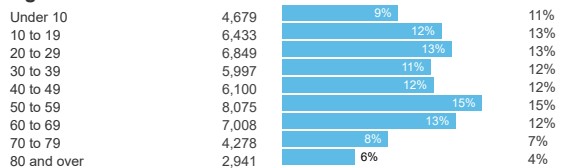
Data from Municipalities, 2023

- Sikorsky, A Lockheed Martin Company
- Two Roads Brewing Company
- Ashcroft Industries
- Nuovo Pasta
- Kubtec

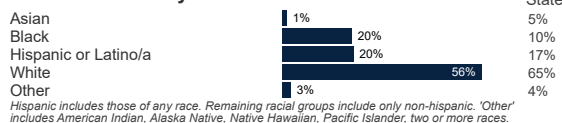
## Demographics

ACS, 2017–2021

### Age Distribution



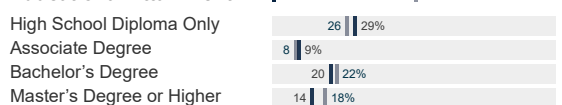
### Race and Ethnicity



### Language Spoken at Home



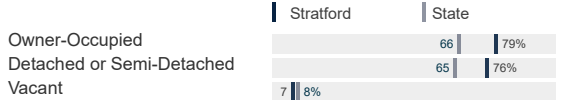
### Educational Attainment



## Housing

ACS, 2017–2021

	Stratford	State
Median Home Value	\$274,400	\$286,700
Median Rent	\$1,401	\$1,260
Housing Units	21,675	1,527,039



## Schools

CT Department of Education, 2022-23

### School Districts

	Available Grades	Total Enrollment	Pre-K Enrollment	4-Year Grad Rate (2021-22)
Stratford School District	PK-12	6,762	156	93%
Statewide	-	513,513	19,014	89%

### Smarter Balanced Assessments

Met or Exceeded Expectations, 2021-22

	Math	ELA
Stratford School District	26%	40%
Statewide	42%	48%

# Stratford, Connecticut

## Labor Force

CT Department of Labor, 2022

	Stratford	State
Employed	26,242	1,851,993
Unemployed	1,349	80,470

Unemployment Rate



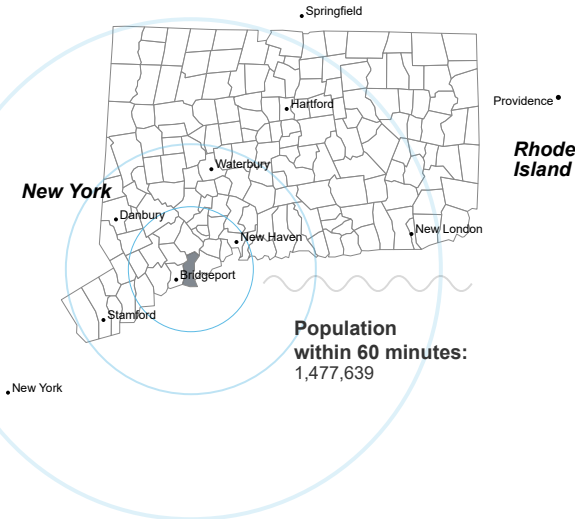
Self-Employment Rate\*



\*ACS, 2017–2021

## Catchment Areas of 15mi, 30mi, and 60mi

Massachusetts




## Access


ACS, 2017–2021

	Stratford	State
Mean Commute Time *	31 min	26 min

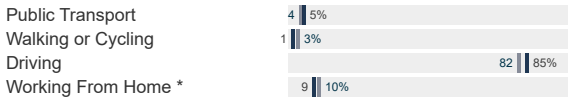
No Access to a Car



No Internet Access



## Commute Mode



## Public Transit

CT transit Service	-
Other Public Bus Operations	Greater Bridgeport Transit Authority
Train Service	Metro-North

\* 5 year estimates include pre-pandemic data

## Fiscal Indicators

CT Office of Policy and Management, State FY 2020-21

### Municipal Revenue

Total Revenue	\$245,146,997
Property Tax Revenue	\$190,726,606
per capita	\$3,616
per capita, as % of state avg.	113%
Intergovernmental Revenue	\$49,714,746
Revenue to Expenditure Ratio	1%

### Municipal Expenditure

Total Expenditure	\$245,028,124
Educational	\$132,123,348
Other	\$112,904,776

### Grand List

Equalized Net Grand List	\$6,820,084,632
per capita	\$130,483
per capita, as % of state avg.	80%
Commercial/Industrial Share of Net Grand List	0%
Actual Mill Rate	39.64
Equalized Mill Rate	27.71

### Municipal Debt

Moody's Rating (2023)	A2
S&P Rating (2023)	AA-
Total Indebtedness	\$293,162,209
per capita	\$5,609
per capita, as % of state avg.	206%
as percent of expenditures	120%
Annual Debt Service	\$32,953,327
as % of expenditures	13%



Search AdvanceCT's **SiteFinder**, Connecticut's most comprehensive online database of available commercial properties. [advancect.org/site-selection/ct-sitefinder](http://advancect.org/site-selection/ct-sitefinder)

## About Town Profiles

The Connecticut Town Profiles are two-page reports of demographic and economic information for each of Connecticut's 169 municipalities. Reports for data are available from [profiles.ctdata.org](http://profiles.ctdata.org)

Feedback is welcome, and should be directed to [info@ctdata.org](mailto:info@ctdata.org)

These Profiles can be used free of charge by external organizations, as long as *AdvanceCT* and *CTData Collaborative* are cited. No representation or warranties, expressed or implied, are given regarding the accuracy of this information.